

Ultra-3000 Series UV-Vis Spectrophotometers



【0.03%T】 Ultra-low stray light $\leq 0.03\%T$

【0.5nm】 0.5nm optical resolution with 4 options for spectral bandwidth selection

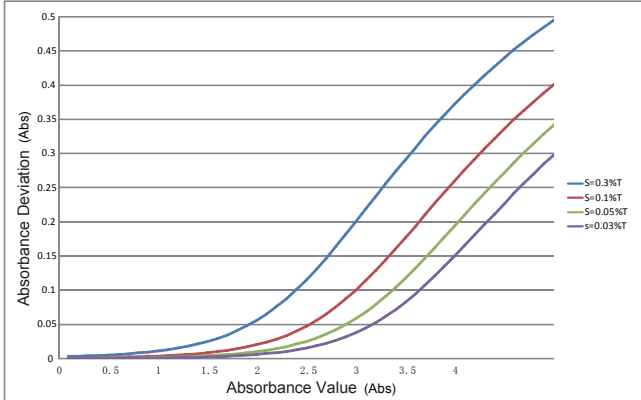
【Better Usability】 Versatile test solutions, with built-in bio-analytical methods

【More User-friendly】 7" TFT color screen WVGA(800x480), water-proofing keyboard design

【Input Method】 Supports input of numbers, Chinese and English

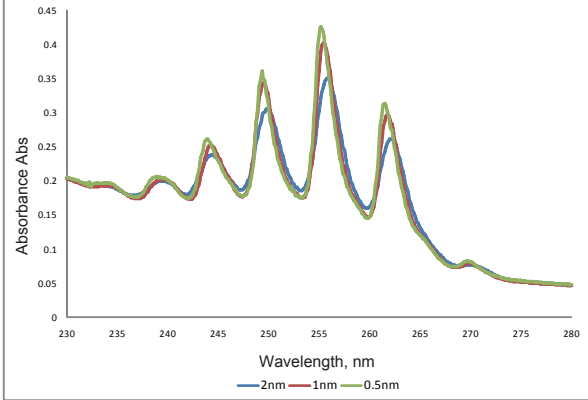
【Comprehensive Data Processing】 Supports storage & printing with USB devices, supports UltraUV workstation

- Ultra-low Stray Light $\leq 0.03\%T$



Under same absorbance, the lower the stray light is, the smaller the deviation will be resulted.

- 0.5nm Optical Resolution With 4 Options For Spectral Bandwidth Selection



User-friendly Design

- Versatile test solutions for different analysis demands
- 7”TFT color screen WVGA(800x480), water-proofing keyboard design
- Multiple connecting ports as RS232, USB and LAN; supports storage & printing with USB devices, supports UltraUV workstation



Application and Solutions

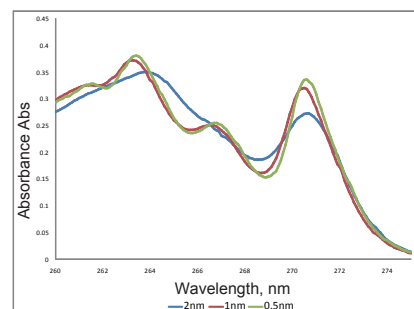
Hexane – Toluene Solution

In EP, peak/valley ratio of hexane-toluene solution at 266-270 nm is set as the standard of resolution, which should be below 1.5. The diagram illustrates the ratio measured by Ultra-6600A at different bandwidths

Band width 1nm: 1.99

Band width 0.5nm: 2.19

The result is better than EP requirement



Performance Parameters of Ultra-3000 Series

Model	Ultra-3660	Ultra-3600	Ultra-3660	Ultra-3500	Ultra-3400	Ultra-3300
Light Path	Double beam		Split beam			
Spectrum Range	UV-VIS		UV-VIS			VIS
Bandwidth(nm)	0.5/1/2/5	1 or 2	0.5/1/2/5	1 or 2	1 or 2	1 or 2
Wavelength Range(nm)	190-1100		190-1100			320-1100
Straylight	≤0.03%T	≤0.03%T	≤0.03%T			≤0.03%T
Wavelength Accuracy(nm)	± 0.3	± 0.3	± 0.3			± 0.5
Wavelength Reproducibility(nm)	0.1	0.1	0.2			0.2
Photometric Accuracy	± 0.3%T	± 0.3%T	± 0.3%T			± 0.3%T
Photometric Reproducibility	0.1%T	0.1%T	0.1%T			0.1%T
Baseline Flatness (Abs)	± 0.0008	± 0.0008	± 0.0008			± 0.0008
Drift (Abs/Hr)	0.0005	0.0005	0.001			0.001
Noise	± 0.00005A	± 0.00005A	± 0.0001A			± 0.0001A
Wavelength Scanning	Yes				No	